



Life is Better *Outdoors!*

OUTDOOR SOLUTIONS | SPRING 2024



# Table of Contents

What We're Made Of .....	03	Gliders .....	44
Features & Benefits .....	04	Deep Seat .....	50
Colors .....	05	Tête-à-Têtes .....	54
Dining Height Tables .....	06	Lounges, Rockers & Swings.....	58
Dining Height Café Tables .....	11	Benches .....	62
Dining Height Chairs .....	12	Engraving .....	70
Bar & Counter Height Tables .....	18	Garden .....	72
Bar & Counter Height Chairs .....	24	Storage & Service .....	76
Table & Chair Set Pricing .....	30	Accessories .....	80
Fire Tables .....	32	Yardscape .....	81
Adirondacks .....	36	Warranty .....	83
Adirondack Tête-à-Têtes .....	42	Cleaning .....	83



## A Commitment to *Better Living*

### Customer Safety


All our furniture is hand-finished for safe, smooth edges.

### Employee Families

Factory workers at By the Yard create their own schedules.

### Our Community

We reclaim or recycle over 95% of all our factory waste and over 99% of our HDPE shavings and off-cuts are recycled.



## Recipe

1. Re-claim #2 plastics (such as laundry and milk jugs) that would otherwise linger for generations, polluting land, and waterways..
2. Fabricate HDPE dimensional lumber to our proprietary specifications with signature color concentrates and US-stabilizers to produce the highest quality recycled lumber for our outdoor furniture.
3. Design and build premium outdoor furniture that lives up to our commitment of durability and comfort so our customers can focus on enjoying life outdoors.

*"From the cold of Northern Winters to the heat of southern summers, we are committed to building furniture that lasts."*

– Deb Anderson, Owner By the Yard

# Features & Benefits

Quality and attention to details that you can *SEE and FEEL*.




Maintenance-free



No painting - EVER



Easy clean



All weather - no winter storage



UV-stabilized lumber & colors



Recycled plastic




# 10 UV-Stabilized Colors

Over 450 styles and designs available in 10 colors with hundreds of color combinations available.




White


*\*Requires pressure washing*




Sandtone




Weathered Wood




Brown




Redwood




Green



Gray



Coffee




Midnight Blue




Black

## Color samples available upon request.


5 Standard Color Combinations




Gray / Sandtone




Black / Gray



Black / Sandtone



Coffee /  
Weathered Wood



Coffee / Brown

## Dining Height Tables





# Dining Height Tables



44" x 122" Oval Framed Table

**\$3,299** OPFT44122

Seats 8 | 247 lbs  
30"H x 44"W x 122"L

All eco-friendly dining tables 36" and larger are available with or without a hole for an umbrella.



See page 30 for Table & Chair Set Pricing.  
See pages 18-23 for Bar & Counter Height Tables.



44" x 88" Oval Framed Table

**\$2,369** OPFT4488

Seats 6 | 180 lbs  
30"H x 44"W x 88"L



46" x 88" Oval Table

**\$1,949** OPT4688

Seats 6 | 180 lbs  
30"H x 46"W x 88"L



38" x 88" Oval Framed Table

**\$2,199** OPT3888

Seats 6 | 156 lbs  
30"H x 38"W x 88"L



44" x 66" Oval Framed Table

**\$1,899** OPFT4466

Seats 4 | 138 lbs  
30"H x 44"W x 66"L



46" x 65" Oval Table

**\$1,559** OPT4665

Seats 4 | 138 lbs  
30"H x 46"W x 65"L



38" x 66" Oval Framed Table

**\$1,829** OPT3866

Seats 4 | 121 lbs  
30"H x 38"W x 66"L





36" x 58" Rectangular Table

**\$1,699** DT3658

Seats 4 | 113 lbs  
30"H x 36"W x 58"L



**NEW**

94" Farmhouse Table

**\$2,299** FHT4094

Seats 6 | 247 lbs  
30"H x 40"W x 94"L



**NEW**

78" Farmhouse Table

**\$2,099** FHT4078

Seats 6 | 170 lbs  
30"H x 40"W x 78"L



44" Square Table

**\$1,069** SPT44

Seats 4 | 87 lbs  
30"H x 44"sq



38" Square Table

**\$959** SPT38

Seats 4 | 75 lbs  
30"H x 38"sq



**NEW**

40" Square Unframed Table

**\$949** SPT40

Seats 4 | 76 lbs  
30"H x 40"W x 40"L

Pedestals allow chairs to be tucked under the table when not in use. Umbrella stands aren't necessary as the table acts as a weight to hold it in place.



# Dining Height Tables

\* See page 32 for Table + Chair set pricing.



58" Round Framed Cabinet Base Table

**\$1,929** RFBT58

Seats 8 | 178 lbs  
30"H x 58" dia



51" Round Framed Table

**\$1,199** RPFT51

Seats 4 | 93 lbs  
30"H x 51" dia



48" Round Table

**\$929** RPT48

Seats 4 | 73 lbs  
30"H x 48" dia



44" Round Framed Table

**\$1,099** RPFT44

Seats 6 | 76 lbs  
30"H x 44" dia



42" Round Table

**\$849** RPT42

Seats 4 | 68 lbs  
30"H x 42" dia



Hexagon Picnic Table

**\$2,299** HXPT

Seats 6-8 | 252 lbs  
29"H x 75"W x 87"L



# Café Tables

*\*Not available with umbrella holes unless 36" and larger*



Café Game Table

**\$699** GFT-CB

Seats 2 | 52 lbs  
30"H x 28"sq



36" Round Café Table

**\$639** RPT36

Seats 4 | 41 lbs  
30"H x 36"dia



31" Round Framed Café Table

**\$599** RPFT31

Seats 2 | 41 lbs  
30"H x 31"dia



31" Round Café Table

**\$579** RPT31

Seats 2 | 37 lbs  
30"H x 31"dia



36" Heritage Café Table

**\$749** HFT36

Seats 4 | 63 lbs  
30"H x 36"sq



28" Heritage Café Table

**\$629** HFT28

Seats 2 | 46 lbs  
30"H x 28"sq



28" Cambridge Café Table

**\$619** CFT28

Seats 2 | 57 lbs  
30"H x 28"sq

# Dining Height Chairs



Standard  
Stationary



Wide  
Stationary



“

Just a quick note to tell you how happy I am with my By the Yard chairs. They have never left the deck, holding up beautifully through Wisconsin winters and the rest of the Midwest weather. Thanks for making a great product.

”

*Carol G.*



Swivel-Flex  
Wide

Swivel-Flex  
Standard

# Dining Height Chairs

Your perfect seat at the table is as easy as **1, 2, 3.**

**1** Choose your seat width: Standard 20" or Wide 22-1/4".



**Standard**

*Allows more elbow room at the table*



**Wide**

*2" wider, 2lbs heavier*

**2** Choose your style: Stationary, Swivel or Swivel-Flex



**Stationary**



**Swivel**



**Swivel-Flex**

**3** Choose from 9 back designs.

High back offers back & shoulder support. The angle allows you to sit deeper for more support behind your knees. Great for taller people.



*Mission*



*Days End*

Mid / low backs with a slight angle for a deeper seat feel. Great on the deck as they won't spoil the view from your window.



*Capri*



*Chippendale*



*Emerson*



*Day Break*

Mid-range back height offers great back support. The Horizon is our most popular, and although the Adirondack aesthetic is an acquired taste, the back is rounded from shoulder to shoulder for maximum comfort.



*Horizon*



*Ad-Back*

We affectionately refer to this as the "Sit up at the table & eat" chair. The straight back is very flexible and comfortable for shorter people who otherwise have trouble resting their feet on the ground. It helps eliminate the need to slide forward for the elderly to rise as well.



*Garden*



Horizon Stationary

**\$399** HZC-20

40 lbs | 39"H x 26"W x 28"D  
Wide | HZC | 28"W



Horizon Swivel

**\$519** HZC-20-SW

48 lbs | 39"H x 26"W x 28"D  
Wide | HZC-SW | 28"W



Horizon Swivel-Flex

**\$569** HZC-20-SWRK

59 lbs | 39"H x 26"W x 28"D  
Wide | HZC-SWRK | 28"W



Mission Stationary

**\$399** MSDC-20

37 lbs | 45"H x 26"W x 30"D  
Wide | MSDC | 28"W



Mission Swivel

**\$519** MSDC-20-SW

53 lbs | 45"H x 26"W x 30"D  
Wide | MSDC-SW | 28"W



Mission Swivel-Flex

**\$569** MSDC-20-SWRK

61 lbs | 45"H x 26"W x 30"D  
Wide | MSDC-SWRK | 28"W



Days End Stationary

**\$399** JFKC-20

37 lbs | 46"H x 26"W x 30"D  
Wide | JFKC | 28"W



Days End Swivel

**\$519** JFKC-20-SW

54 lbs | 46"H x 26"W x 30"D  
Wide | JFKC-SW | 28"W



Days End Swivel-Flex

**\$569** JFKC-20-SWRK

62 lbs | 46"H x 26"W x 30"D  
Wide | JFKC-SWRK | 28"W



# Dining Height Chairs



Day Break Stationary

**\$399** DBC-20

35 lbs | 37"H x 26"W x 28"D  
Wide | DBC | 28"W



Day Break Swivel

**\$519** DBC-20-SW

49 lbs | 37"H x 26"W x 28"D  
Wide | DBC-SW | 28"W



Day Break Swivel-Flex

**\$569** DBC-20-SWRK

54 lbs | 37"H x 26"W x 28"D  
Wide | DBC-SWRK | 28"W



Capri Stationary

**\$399** CRC-20

36 lbs | 37"H x 26"W x 28"D  
Wide | CRC | 28"W



Capri Swivel

**\$519** CRC-20-SW

49 lbs | 37"H x 26"W x 28"D  
Wide | CRC-SW | 28"W



Capri Swivel-Flex

**\$569** CRC-20-SWRK

55 lbs | 37"H x 26"W x 28"D  
Wide | CRC-SWRK | 28"W



Emerson Stationary

**\$399** EMC-20

32 lbs | 37"H x 26"W x 28"D  
Wide | EMC | 28"W



Emerson Swivel

**\$519** EMC-20-SW

50 lbs | 37"H x 26"W x 28"D  
Wide | EMC-SW | 28"W



Emerson Swivel Flex

**\$569** EMC-20-SWRK

54 lbs | 37"H x 26"W x 28"D  
Wide | EMC-SWRK | 28"W



Chippendale Stationary

**\$399** CHC-20


35 lbs | 37"H x 26"W x 28"D  
Wide | CHC | 28"W



Chippendale Swivel

**\$519** CHC-20-SW

46 lbs | 37"H x 26"W x 28"D  
Wide | CHC-SW | 28"W



Chippendale Swivel Flex

**\$569** CHC-20-SWRK

52 lbs | 37"H x 26"W x 28"D  
Wide | CHC-SWRK | 28"W





Garden Stationary

**\$399** GRC-20

33 lbs | 34"H x 26"W x 27"D  
Wide | GRC | 28"W



Garden Swivel

**\$519** GRC-20-SW

41 lbs | 34"H x 26"W x 27"D  
Wide | GRC-SW | 28"W



Garden Swivel Flex

**\$569** GRC-20-SWRK

53 lbs | 34"H x 26"W x 27"D  
Wide | GRC-SWRK | 28"W



Ad-Back Dining Stationary

**\$399** AXC-20

37 lbs | 38"H x 26"W x 26"D  
Wide | AXC | 28"W



Ad-Back Dining Swivel

**\$519** AXC-20-SW

55 lbs | 38"H x 26"W x 26"D  
Wide | AXC-SW | 28"W



Ad-Back Dining Swivel-Flex

**\$569** AXC-20-SWRK

57 lbs | 38"H x 26"W x 26"D  
Wide | AXC-SWRK | 28"W



Folding Chair

**\$389** FC

25 lbs | 39"H x 23"W x 29"D



Armless Villa Chair

**\$319** AVC

25 lbs | 36"H x 18"W x 22"D



Parlor Stool

**\$259** PDHS

19 lbs | 26"H x 15"W x 17"D



Stool

**\$219** DHS

12 lbs | 17"H x 15"W x 14"D



Swivel Stool

**\$249** DHS-SW

16 lbs | 17"H x 15"W x 14"D



Saddle Stool


**\$219** DSD

10 lbs | 17"H x 17"W x 12"D

## Bar & Counter Height Tables



# Bar & Counter Height Tables



42"  
Bar

37"  
Counter

See page 33 for Bar & Counter Height Table & Chair Set Pricing. Tables available with or without a hole for an umbrella unless noted.



NEW

40" Square Unframed Table

\$1,339

Seats 4

Bar: BSPT40 | 123 lbs | 42"H x 40"W x 40"L  
Counter: CNSPT40 | 115 lbs | 37"H x 40"W x 40"L



NEW

94" Farmhouse Table

\$2,199

Seats 6

Bar: BFHT4094 | 247 lbs | 42"H x 40"W x 94"L  
Counter: CNFHT4094 | 247 lbs | 37"H x 40"W x 94"L



NEW

78" Farmhouse Table

\$1,999

Seats 6

Bar: BFHT4078 | 179 lbs | 42"H x 40"W x 78"L  
Counter: CNFHT4078 | 179 lbs | 37"H x 40"W x 78"L



# Bar & Counter Height Tables



36" Square Table with Shelf

**\$869** Seats 4

Bar: BST36 | 77 lbs | 42"H x 36"sq  
Counter: CNST36 | 71 lbs | 37"H x 36"sq



36" x 58" Rectangle Framed Table

**\$1,429** Seats 6

Bar: BT3658 | 123 lbs | 42"H x 36"W x 58"L  
Counter: CNT3658 | 115 lbs | 37"H x 36"W x 58"L



44" x 88" Oval Framed Table

**\$2,399** Seats 6

Bar: BOPFT4488 | 187 lbs | 42"H x 44"W x 88"L  
Counter: CNOPFT4488 | 183 lbs | 37"H x 44"W x 88"L



46" x 88" Oval Table

**\$1,999** Seats 6

Bar: BOPT4688 | 192 lbs | 42"H x 46"W x 88"L  
Counter: CNOPT4688 | 188 lbs | 37"H x 46"W x 88"L



38" x 88" Oval Framed Table

**\$2,199** Seats 6

Bar: BOPFT3888 | 168 lbs | 42"H x 38"W x 88"L  
Counter: CNOPFT3888 | 164 lbs | 37"H x 38"W x 88"L



38" x 66" Oval Framed Table

**\$1,849** Seats 4

Bar: BOPFT3866 | 135 lbs | 42"H x 38"W x 66"L  
Counter: CNOPFT3866 | 131 lbs | 37"H x 38"W x 66"L

\* See page 33 for Table + Chair set pricing.



44" x 122" Oval Framed Table

**\$3,399**

Seats 8

Bar: BOPFT44122 | 268 lbs | 42"H x 44"W x 122"L  
Counter: CNOPFT44122 | 262 lbs | 37"H x 44"W x 122"L



44" x 66" Oval Framed Table

**\$1,979**

Seats 4

Bar: BOPFT4466 | 156 lbs | 42"H x 44"W x 66"L  
Counter: CNOPFT4466 | 152 lbs | 37"H x 44"W x 66"L



46" x 65" Oval Table

**\$1,599**

Seats 4

Bar: BOPT4665 | 147 lbs | 42"H x 46"W x 65"L  
Counter: CNOPT4665 | 143 lbs | 37"H x 46"W x 65"L



58" Round Framed Cabinet Base Table

**\$1,999**

Seats 6

Bar: BRFBT58 | 200 lbs | 42"H x 58" dia  
Counter: CNRFBT58 | 194 lbs | 37"H x 58" dia

\*NOT WATER TIGHT



# Bar & Counter Height Tables



51" Round Framed Table

**\$1,229** Seats 4

Bar: BRPFT51 | 99 lbs | 42"H x 51"dia  
Counter: CNRPFT51 | 96 lbs | 37"H x 51"dia



48" Round Table

**\$969** Seats 4

Bar: BRPT48 | 87 lbs | 42"H x 48"dia  
Counter: CNRP48 | 68 lbs | 37"H x 48"dia



44" Round Framed Table

**\$1,119** Seats 4

Bar: BRPFT44 | 80 lbs | 42"H x 44"dia  
Counter: CNRPFT44 | 79 lbs | 37"H x 44"dia



42" Round Table

**\$869** Seats 4

Bar: BRPT42 | 80 lbs | 42"H x 42"dia  
Counter: CNRP42 | 76 lbs | 37"H x 42"dia



44" Square Table

**\$1,099** Seats 4

Bar: BSPT44 | 119 lbs | 42"H x 44"sq  
Counter: CNSPT44 | 103 lbs | 37"H x 44"sq



38" Square Table

**\$999** Seats 4

Bar: BSPT38 | 98 lbs | 42"H x 38"sq  
Counter: CNSPT38 | 84 lbs | 37"H x 38"sq

\* See page 33 for Table + Chair set pricing.



42" Round Leg Table

**\$769** Seats 4

Bar: BRLT42 | 69 lbs | 42"H x 42" dia  
Counter: CNRLT42 | 67 lbs | 37"H x 42" dia



36" Round Leg Table

**\$659** Seats 4

Bar: BRLT36 | 59 lbs | 42"H x 36" dia  
Counter: CNRLT36 | 58 lbs | 37"H x 36" dia



31" Round Framed Leg Table

**\$589** Seats 2

Bar: BRLFT31 | 55 lbs | 42"H x 31" dia  
Counter: CNRLFT31 | 53 lbs | 37"H x 31" dia



Game Table

**\$739** Seats 2

Bar: BGLT-CB | 62 lbs | 42"H x 28" sq  
Counter: CNGLT-CB | 58 lbs | 37"H x 28" sq



28" Cambridge Table

**\$649** Seats 2

Bar: BCLT28 | 63 lbs | 42"H x 28" sq  
Counter: CNCLT28 | 56 lbs | 37"H x 28" sq



28" Heritage Table

**\$659** Seats 2

Bar: BHLT28 | 62 lbs | 42"H x 28" sq  
Counter: CNHLT28 | 55 lbs | 37"H x 28" sq

## Bar & Counter Height Chairs





“ I inherited my mom’s outdoor furniture, and we ABSOLUTELY love it!! It is the best patio furniture I’ve ever owned with literally no maintenance. Super comfortable, environmentally-friendly and made here in my home state. Can’t wait to buy more!! ”

*Anne C.*



# Bar & Counter Height Chairs

3 styles, Stationary, Swivel, & Swivel-flex. Two seat heights in 7 back styles. Optional swivel and stationary stools for additional seating.



Stationary



Swivel




Swivel-Flex



25"

Counter



30"

Bar



Horizon Stationary

\$429

BHZC

45 lbs | 52"H x 26"W x 30"D  
 Counter | CNHZC

43 lbs | 47"H x 26"W x 30"D




Horizon Swivel

\$529

BHZC-SW

62 lbs | 52"H x 26"W x 30"D  
 Counter | CNHZC-SW

58 lbs | 47"H x 26"W x 30"D



Horizon Swivel-Flex

\$579

BHZC-SWRK

68 lbs | 52"H x 26"W x 30"D  
 Counter | CNHZC-SWRK

63 lbs | 47"H x 26"W x 30"D



Capri Stationary

\$429

BCRC

43 lbs | 50"H x 26"W x 30"D  
 Counter | CNCRC

41 lbs | 45"H x 26"W x 30"D



Capri Swivel

\$529

BCRC-SW

60 lbs | 50"H x 26"W x 30"D  
 Counter | CNCRC-SW

56 lbs | 45"H x 26"W x 30"D



Capri Swivel-Flex

\$579

BCRC-SWRK

66 lbs | 50"H x 26"W x 30"D  
 Counter | CNCRC-SWRK

61 lbs | 45"H x 26"W x 30"D

\* See page 33 for Table + Chair set pricing.



Chippendale Stationary

**\$429** BCHC

43 lbs | 50"H x 26"W x 30"D  
 — Counter | CNCHC —  
 41 lbs | 45"H x 26"W x 30"D



Chippendale Swivel

**\$529** BCHC-SW

60 lbs | 50"H x 26"W x 30"D  
 — Counter | CNCHC-SW —  
 56 lbs | 45"H x 26"W x 30"D



Chippendale Swivel-Flex

**\$579** BCHC-SWRK

66 lbs | 50"H x 26"W x 30"D  
 — Counter | CNCHC-SWRK —  
 61 lbs | 45"H x 26"W x 30"D



Emerson Stationary

**\$429** BEMC

42 lbs | 50"H x 26"W x 30"D  
 — Counter | CNEMC —  
 40 lbs | 45"H x 26"W x 30"D



Emerson Swivel

**\$529** BEMC-SW

59 lbs | 50"H x 26"W x 30"D  
 — Counter | CNEMC-SW —  
 55 lbs | 45"H x 26"W x 30"D



Emerson Swivel-Flex

**\$579** BEMC-SWRK

65 lbs | 50"H x 26"W x 30"D  
 — Counter | CNEMC-SWRK —  
 60 lbs | 45"H x 26"W x 30"D



# Bar & Counter Height Chairs



Garden Stationary

**\$429**

BGRC

41 lbs | 47"H x 26"W x 29"D  
 — Counter | CNGRC —  
 39 lbs | 43"H x 26"W x 29"D



Garden Swivel

**\$529**

BGRC-SW

58 lbs | 47"H x 26"W x 29"D  
 — Counter | CNGRC-SW —  
 54 lbs | 43"H x 26"W x 29"D



Garden Swivel-Flex

**\$579**

BGRC-SWRK

64 lbs | 47"H x 26"W x 29"D  
 — Counter | CNGRC-SWRK —  
 59 lbs | 43"H x 26"W x 29"D



Day Break Stationary

**\$429**

BDBC

42 lbs | 50"H x 26"W x 30"D  
 — Counter | CNDBC —  
 40 lbs | 46"H x 26"W x 30"D



Day Break Swivel

**\$529**

BDBC-SW

60 lbs | 50"H x 26"W x 30"D  
 — Counter | CNDBC-SWRK —  
 55 lbs | 46"H x 26"W x 30"D



Day Break Swivel-Flex

**\$579**

BDBC-SWRK

65 lbs | 50"H x 26"W x 30"D  
 — Counter | CNDBC-SWRK —  
 60 lbs | 46"H x 26"W x 30"D



Ad-Back Stationary

**\$429**

BAXC

44 lbs | 51"H x 26"W x 29"D  
 — Counter | CNAXC —  
 42 lbs | 47"H x 26"W x 29"D



Ad-Back Swivel

**\$529**

BAXC-SW

61 lbs | 51"H x 26"W x 29"D  
 — Counter | CNAXC-SWRK —  
 57 lbs | 47"H x 26"W x 29"D



Ad-Back Swivel-Flex

**\$579**

BAXC-SWRK

67 lbs | 51"H x 26"W x 29"D  
 — Counter | CNAXC-SWRK —  
 62 lbs | 47"H x 26"W x 29"D

\* See page 33 for Table + Chair set pricing.



Parlor Stool

**\$269**

BPHS

31 lbs | 40"H x 15"W x 17"D  
 Counter | CNPHS  
 29 lbs | 34"H x 15"W x 17"D



Villa Armless Chair

**\$349**

BAVC

33 lbs | 48"H x 18"W x 22"D  
 Counter | CNAVC  
 31 lbs | 42"H x 18"W x 22"D



Saddle Stool

**\$219**

BSD

16 lbs | 30"H x 18"W x 12"D  
 Counter | CNSD  
 15 lbs | 24"H x 18"W x 12"D



Stool

**\$219**

BHS

17 lbs | 30"H x 15"W x 14"D  
 Counter | CNHS  
 13 lbs | 24"H x 15"W x 14"D



Swivel Stool

**\$269**

BHS-SW

23 lbs | 30"H x 15"W x 14"D  
 Counter | CNHS-SW  
 21 lbs | 24"H x 15"W x 14"D



# Table & Chair Set Pricing

Dining chairs are available in standard 20" or wide 22-1/4" width at no additional charge.

30" Dining Height Set Pricing and Specs								
Table top size & shape	Table price	Frame edge	Optional umbrella hole	Number of chairs with table	Price with Stationary chairs	Price with Swivel chairs	Price with Swivel-Flex chairs	Price with Villa chairs
<i>Oval Tables</i>								
44" x 122 Oval	\$3,129	X	X	8	\$6,256	\$6,976	\$7,376	\$5,616
44" x 88" Oval	\$2,239	X	X	6	\$4,578	\$5,118	\$5,418	\$4,098
46" x 88" Oval	\$1,839		X	6	\$4,178	\$4,718	\$5,018	\$3,698
44" x 66" Oval	\$1,799	X	X	4	\$3,350	\$3,710	\$3,910	\$3,030
46" x 65" Oval	\$1,479		X	4	\$3,030	\$3,390	\$3,590	\$2,710
38" x 88" Oval	\$2,059	X	X	6	\$4,398	\$4,938	\$5,238	\$3,918
38" x 66" Oval	\$1,699	X	X	4	\$3,250	\$3,610	\$3,810	\$2,930
<i>Rectangle Table</i>								
36" x 58" Rec.	\$1,569	X	X	4	\$3,120	\$3,480	\$3,680	\$2,800
<i>Round Tables</i>								
58" Round	\$1,809	X		6	\$4,148	\$4,688	\$4,988	\$3,668
51" Round	\$1,119	X	X	4	\$2,670	\$3,030	\$3,230	\$2,350
48" Round	\$879		X	4	\$2,430	\$2,790	\$2,990	\$2,110
44" Round	\$1,029	X	X	4	\$2,580	\$2,940	\$3,140	\$2,260
42" Round	\$789		X	4	\$2,340	\$2,700	\$2,900	\$2,020
<i>Round Café Tables</i>								
36" Round Café	\$599		X	4	\$2,150	\$2,510	\$2,710	\$1,830
31" Round Café	\$569	X		2	\$1,332	\$1,512	\$1,612	\$1,172
31" Round Café	\$539			2	\$1,302	\$1,482	\$1,582	\$1,142
<i>Square Tables</i>								
44" Square	\$1,029	X	X	4	\$2,580	\$2,940	\$3,140	\$2,260
38" Square	\$909	X	X	4	\$2,460	\$2,820	\$3,020	\$2,140
36" Square	\$709	X	X	4	\$2,260	\$2,620	\$2,820	\$1,940
28" Heritage	\$589	X		2	\$1,352	\$1,532	\$1,632	\$1,192
28" Cambridge	\$589	X		2	\$1,352	\$1,532	\$1,632	\$1,192
28" Game	\$649	X		2	\$1,412	\$1,592	\$1,692	\$1,252
<i>Hexagon Tables</i>								
Hexagon	\$2,199	X	X	6	Built in Seating			

Bar and Counter Height chairs are available in standard 20" width only.

### 42" Bar Height & 36" Counter Height Set Pricing and Specs

Table top size & shape	Table price	Frame edge	Optional umbrella hole	Number of chairs with table	Price with Stationary chairs	Price with Swivel chairs	Price with Swivel-Flex chairs	Price with Villa chairs
<i>Oval Tables</i>								
44" x 122" Oval	\$3,149	X	X	8	\$6,356	\$7,076	\$7,476	\$5,796
44" x 88" Oval	\$2,259	X	X	6	\$4,658	\$5,198	\$5,498	\$4,238
46" x 88" Oval	\$1,889		X	6	\$4,288	\$4,828	\$5,128	\$3,868
44" x 66" Oval	\$1,819	X	X	4	\$3,410	\$3,770	\$3,970	\$3,130
46" x 65" Oval	\$1,499		X	4	\$3,090	\$3,450	\$3,650	\$2,810
38" x 88" Oval	\$2,079	X	X	6	\$4,478	\$5,018	\$5,318	\$4,058
38" x 66" Oval	\$1,719	X	X	4	\$3,310	\$3,670	\$3,870	\$3,030
<i>Rectangle Table</i>								
36" x 58" Rec.	\$1,339	X	X	6	\$3,738	\$4,278	\$4,578	\$3,318
<i>Round Tables (Pedestal Base)</i>								
58" Round	\$1,859	X		6	\$4,258	\$4,798	\$5,098	\$3,838
51" Round	\$1,139	X	X	4	\$2,730	\$3,090	\$3,290	\$2,450
48" Round	\$899		X	4	\$2,490	\$2,850	\$3,050	\$2,210
44" Round	\$1,039	X	X	4	\$2,630	\$2,990	\$3,190	\$2,350
42" Round	\$809		X	4	\$2,400	\$2,760	\$2,960	\$2,120
<i>Round Café Tables (Leg Base)</i>								
42" Round	\$719		X	4	\$2,310	\$2,670	\$2,870	\$2,030
36" Round	\$609		X	4	\$2,200	\$2,560	\$2,760	\$1,920
31" Round	\$539			2	\$1,322	\$1,502	\$1,602	\$1,182
<i>Square Tables</i>								
44" Square	\$1,039	X	X	4	\$2,630	\$2,990	\$3,190	\$2,350
38" Square	\$919	X	X	4	\$2,510	\$2,870	\$3,070	\$2,230
36" Square	\$799	X	X	4	\$2,390	\$2,750	\$2,950	\$2,110
28" Heritage	\$599	X		2	\$1,382	\$1,562	\$1,662	\$1,242
28" Cambridge	\$599	X		2	\$1,382	\$1,562	\$1,662	\$1,242
28" Game	\$669	X		2	\$1,452	\$1,632	\$1,732	\$1,312

# Fire Tables







Summer nights, all winter long. Relax around the fire with friends and a glass of wine or snuggle with a good book. (Can you smell the marshmallows?)



# Fire Tables

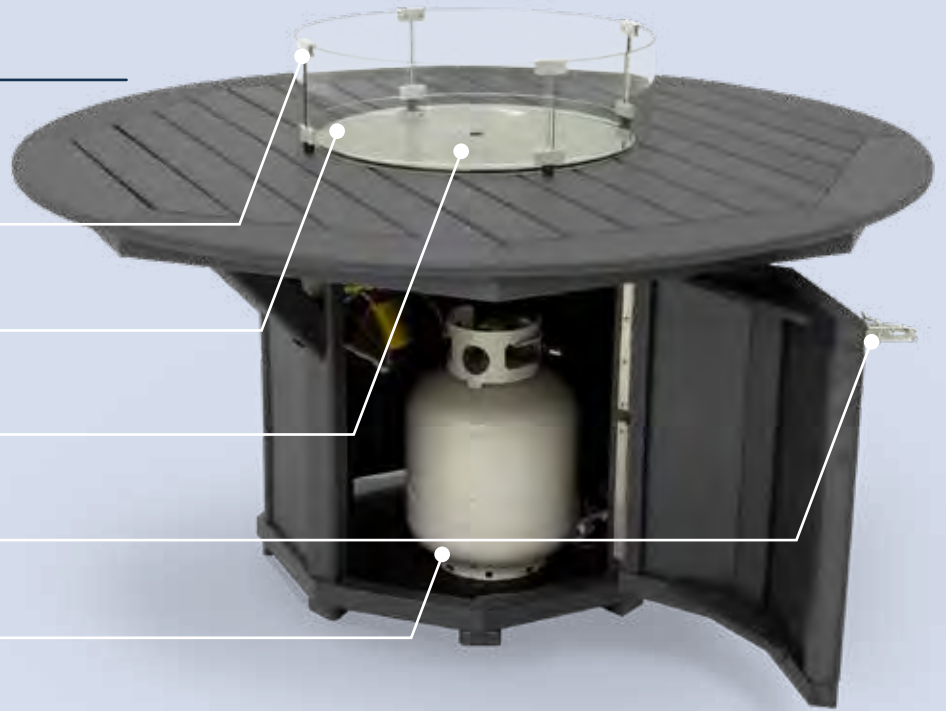
Tempered glass wind guard

Stainless steel fire bowl

60,000+ BTUs

Stainless steel hardware

Interior propane tank hook-up and storage (propane tank not included)



*All Fire Tables come equipped with a natural gas adapter and an internal propane hook-up for you to select how best to add a warm glow to your outdoor space.*

## Fire Table + Chairs Set Pricing

*Price includes glass shield, debris cover and glass beads.*

Table top size & shape	Height	Table Price	Number of chairs with table	Price with Swivel-Flex chairs	Price with Swivel chairs	Price with Stationary chairs	Price with Stationary stools	Price with Swivel stools
44" x 66" Oval	Dining	\$3,169	4	\$5,280	\$5,080	\$4,720	\$3,960	\$4,080
44" x 66" Oval	Bar	\$3,179	4	\$5,330	\$5,130	\$4,770	\$3,970	\$4,130
44" x 66" Oval	Counter	\$3,179	4	\$5,330	\$5,130	\$4,770	\$3,970	\$4,130
58" Round	Dining	\$3,149	6	\$6,328	\$6,028	\$5,488	\$4,348	\$4,528
58" Round	Bar	\$3,199	6	\$6,438	\$6,138	\$5,598	\$4,398	\$4,638
58" Round	Counter	\$3,199	6	\$6,438	\$6,138	\$5,598	\$4,398	\$4,638
51" Round	Dining	\$2,679	4	\$4,790	\$4,590	\$4,230	\$3,470	\$3,590
51" Round	Bar	\$2,689	4	\$4,840	\$4,640	\$4,280	\$3,480	\$3,640
51" Round	Counter	\$2,689	4	\$4,840	\$4,640	\$4,280	\$3,480	\$3,640

# Dining Height 30", Counter Height 37", Bar Height 42"

Price includes wind guard, debris cover and glass beads.



58" Fire Table | Seats 6

\$3,389	Dining	FT58	177 lbs	30"H x 58" dia
\$3,399	Bar	BFT58	210 lbs	42"H x 58" dia
\$3,399	Counter	CNFT58	194 lbs	37"H x 58" dia



51" Fire Table | Seats 4

\$2,919	Dining	FT51	150 lbs	30"H x 51" dia
\$2,929	Bar	BFT51	182 lbs	42"H x 51" dia
\$2,929	Counter	CNFT51	166 lbs	37"H x 51" dia



44" x 66" Oval Fire Table | Seats 4

\$3,339	Dining	FT4466	179 lbs	30"H x 44"W x 66"L
\$3,349	Bar	BFT4466	199 lbs	42"H x 44"W x 66"L
\$3,349	Counter	CNFT4466	189 lbs	37"H x 44"W x 66"L



Lazy Susan

\$179	Dining	LS21	12 lbs	2"H x 21" dia
-------	--------	------	--------	---------------

High-quality bearings for a smooth spin.  
\*Only available for round tables.

## Coffee Tables



58" Round Framed Coffee Height Fire Table

**\$2,009** FTC58-30

139 lbs | 23"H x 58"W x 58"D

\$\$\$ 35" Bowl | FCT58-35

139 lbs | 23"H x 58"W x 58"D



51" Round Framed Coffee Height Fire Table

**\$2,299** FTC51

139 lbs | 23"H x 51" dia



38" Coffee Height Fire Table

**\$1,899** FTC38

108 lbs | 22"H x 38" dia



36" x 58" Rectangular Coffee Height Fire Table

**\$2,499** FTC3658

159 lbs | 23"H x 36"W x 58"L



# Adirondacks



*Serving Table* | SVT | Sandtone | pgXX  
*Sand Creek Raised & Upright Adirondack*  
SBC-RS | Sandtone | pgXX

*Coffee Height Fire Table* | FTC38 | Sandtone | pgXX  
*King Windsor Adirondack* | WACK | Sandtone | pgXX  
*Ottoman* | OT | Sandtone | pgXX



TOP IMAGE  
Sand Creek Adirondack | SVT | Brown | pgXX  
20" Round End Table | RET | Brown | pgXX

BOTTOM IMAGE  
Windsor Raised & Upright Adirondack  
WCC-RS | White | pgXX  
20" Round End Table | RET | White | pgXX

# Adirondacks

Adirondacks are a classic design for the beach, backyard or cabin. You can't help but relax just at the sight of them. By the Yard has gone the extra step to make sure everyone finds an Adirondack style that's comfortable and "user-friendly". We offer 3 styles in 3 different back designs.



The **standard** Adirondack design cradles you in a laid-back position. Classic styling with By the Yard comfort and durability.

*Windsor*



Our "user-friendly" **raised & upright** design is for those who prefer something a little less laid-back and is easier to get in and out of.

*Sand Creek*



**King** features one extra slat across the back with wide arms for regal comfort. Perfect for sitting sideways and throwing your legs over the arm to read or nap.

*Traditional*



# Windsor Adirondacks



Windsor Adirondack

**\$399**

WAC

43 lbs | 38"H x 30"W x 33"D



Windsor Raised & Upright

**\$429**

WCC-RS

49 lbs | 46"H x 31"W x 32"D



King Windsor Adirondack

**\$449**

WACK

50 lbs | 41"H x 33"W x 39"D



King Windsor Raised & Upright

**\$449**

WCCK-RS

50 lbs | 46"H x 33"W x 32"D



# Sand Creek Adirondacks



Sand Creek Adirondack

**\$399**

SCC

43 lbs | 38"H x 31"W x 32"D



Sand Creek Adirondack  
Raised & Upright

**\$429**

SBC-RS

43 lbs | 45"H x 31"W x 32"D



King Sand Creek Adirondack

**\$449**

SCCK

44 lbs | 40"H x 33"W x 39"D



King Sand Creek Adirondack  
Raised & Upright

**\$449**

SBCK-RS

54 lbs | 48"H x 34"W x 35"D





# Traditional & Backyard Adirondacks



Traditional Adirondack

**\$399** ADLX

42 lbs | 38"H x 30"W x 32"D



Traditional Raised & Upright

**\$429** ADLX-RS

38 lbs | 31"H x 31"W x 27"D



King Traditional

**\$449** ADLXK

50 lbs | 40"H x 33"W x 39"D



King Traditional Raised & Upright

**\$449** ADLXK-RS

50 lbs | 41"H x 33"W x 39"D



Backyard Adirondack

**\$439** BYC

53 lbs | 43"H x 33"W x 38"D



Backyard Settee

**\$899** BYST

82 lbs | 44"H x 57"W x 39"D



Traditional Adirondack Settee

**\$899** ADST

87 lbs | 44"H x 57"W x 37"D



Backyard Tête-à-Tête

**\$1,149** BYC-TT

136 lbs | 44"H x 82"W x 46"D



# Adirondack Tête-à-Têtes

Available with or without a hole for an umbrella.



Traditional Tête-à-Tête

**\$1,099**

ADLX-TT

114 lbs | 38"H x 76"W x 35"D



Windsor Tête-à-Tête

**\$1,099**

WAC-TT

116 lbs | 39"H x 84"W x 44"D



Sand Creek Tête-à-Tête

**\$1,099**

SCC-TT

116 lbs | 38"H x 75"W x 38"D



Traditional Raised & Upright Tête-à-Tête

**\$1,119**

ADLX-RS-TT

106 lbs | 31"H x 76"W x 34"D



Windsor Raised & Upright Tête-à-Tête

**\$1,119**

WCC-RS-TT

124 lbs | 47"H x 75"W x 34"D



Sand Creek Raised & Upright Tête-à-Tête

**\$1,119**

SBC-RS-TT

116 lbs | 45"H x 75"W x 35"D



King Traditional Tête-à-Tête

**\$1,149**

ADLXK-TT

130 lbs | 41"H x 82"W x 46"D



King Windsor Tête-à-Tête

**\$1,149**

WACK-TT

130 lbs | 39"H x 90"W x 47"D



King Sand Creek Tête-à-Tête

**\$1,149**

SCCK-TT

118 lbs | 44"H x 81"W x 44"D



King Traditional Raised & Upright Tête-à-Tête

**\$1,149**

ADLXK-RS-TT

130 lbs | 34"H x 82"W x 41"D



King Windsor Raised & Upright Tête-à-Tête

**\$1,149**

WCKK-RS-TT

130 lbs | 53"H x 81"W x 40"D



King Sand Creek Raised & Upright Tête-à-Tête

**\$1,149**

SBCK-RS-TT

138 lbs | 51"H x 81"W x 41"D

# Mini Adirondacks

NEW



Mini Windsor Adirondack with Traditional Seat

\$229 MWAC

20 lbs | 29"H x 21"H x 24"D

NEW



Mini Sand Creek Adirondack Chair with Traditional Seat

\$229 MSCC

20 lbs | 29"H x 21"H x 24"D

NEW



Mini Adirondack Chair with Traditional Seat

\$229 MADLX

20 lbs | 29"H x 21"H x 24"D

NEW



Mini Accent Table

\$229 MACT

20 lbs | 29"H x 21"H x 24"D

Mini Adirondack 21"



Standard Adirondack 41"

Our mini Adirondacks are the perfect size for your littles, which means you don't have to give up your comfortable night out to let them have a turn in your chair.

# Adirondack Accessories



Ottoman

\$179 OT

14 lbs | 15"H x 20"W x 19"D

*\*Pairs with all Traditional Adirondack styles*



Backyard Ottoman

\$179 OTBY

17 lbs | 15"H x 23"W x 17"D

*\*Pairs with all Backyard Adirondack styles*



Raised & Upright Ottoman

\$179 OTRS

14 lbs | 16"H x 20"W x 14"D

*\*Pairs with all Raised & Upright Adirondack styles*



King Ottoman

\$179 OTK

15 lbs | 15"H x 23"W x 21"D

*\*Pairs with all King Adirondack styles*



King Raised & Upright Ottoman

\$179 OTRSK

14 lbs | 16"H x 23"W x 15"D

*\*Pairs with all Raised & Upright King Adirondack styles*



Adirondack Cup Holder

\$49 CUP

1 lbs | 4" dia

*\*Fits most beverage containers including your stemmed glasses!*

# Gliders





TOP IMAGE  
GRGL48 | Redwood | pgXX  
HST | Redwood | pgXX

HCT | Redwood | pgXX  
GRGC | Redwood | pgXX

BOTTOM IMAGE  
JFKGC-TT | Coffee | pgXX  
MSCT | Coffee | pgXX

# Gliders

All Tête-à-Têtes are available with or without a hole for an umbrella.

## Days End Glider



<b>\$629</b>	Chair	JFKGC	56 lbs	47"H x 29"W x 30"D
<b>\$649</b>	King Chair	JFKGCK	57 lbs	47"H x 29"W x 33"D
<b>\$959</b>	48" Bench	JFKGL48	87 lbs	47"H x 50"W x 33"D
<b>\$1,599</b>	Tête-à-Tête	JFKGC-TT	144 lbs	47"H x 89"W x 37"D
<b>\$1,639</b>	King Tête-à-Tête	JFKGCK-TT	150 lbs	47"H x 89"W x 39"D



## Mission Glider



<b>\$679</b>	Chair	MSGC	66 lbs	45"H x 33"W x 29"D
<b>\$699</b>	King Chair	MSGCK	72 lbs	45"H x 33"W x 32"D
<b>\$999</b>	48" Bench	MSGL48	95 lbs	45"H x 54"W x 29"D
<b>\$1,039</b>	King 48" Bench	MSGLK48	102 lbs	45"H x 54"W x 32"D
<b>\$1,709</b>	Tête-à-Tête	MSGC-TT	168 lbs	45"H x 94"W x 37"D
<b>\$1,739</b>	King Tête-à-Tête	MSGCK-TT	170 lbs	45"H x 94"W x 39"D



## Day Break Glider

<b>\$589</b>	Chair	DBGC	49 lbs	38"H x 28"W x 30"D
<b>\$799</b>	48" Bench	DBGL48	75 lbs	38"H x 48"W x 30"D
<b>\$1,519</b>	Tête-à-Tête	DBGC-TT	136 lbs	38"H x 87"W x 36"D





### Capri Glider



<b>\$589</b>	<i>Chair</i>	CRGC	50 lbs	37"H x 28"W x 30"D
<b>\$799</b>	<i>48" Bench</i>	CRGL48	82 lbs	37"H x 54"W x 30"D
<b>\$1,039</b>	<i>60" Bench</i>	CRGL60	112 lbs	37"H x 60"W x 30"D
<b>\$1,519</b>	<i>Tête-à-Tête</i>	CRGC-TT	138 lbs	37"H x 87"W x 36"D



### Chippendale Glider



<b>\$589</b>	<i>Chair</i>	CHGC	50 lbs	36"H x 28"W x 30"D
<b>\$799</b>	<i>48" Bench</i>	CHGL48	81 lbs	36"H x 48"W x 30"D
<b>\$1,039</b>	<i>60" Bench</i>	CHGL60	116 lbs	36"H x 60"W x 30"D
<b>\$1,519</b>	<i>Tête-à-Tête</i>	CHGC-TT	138 lbs	37"H x 87"W x 36"D



### Emerson Glider



<b>\$589</b>	<i>Chair</i>	EMGC	49 lbs	37"H x 28"W x 30"D
<b>\$799</b>	<i>48" Bench</i>	EMGL48	80 lbs	37"H x 48"W x 30"D
<b>\$1,039</b>	<i>60" Bench</i>	EMGL60	110 lbs	37"H x 60"W x 30"D
<b>\$1,519</b>	<i>Tête-à-Tête</i>	EMGC-TT	136 lbs	37"H x 87"W x 36"D



All Tête-à-Têtes are available with or without a hole for an umbrella.

# Gliders

All Tête-à-Têtes are available with or without a hole for an umbrella.



## Horizon Glider

<b>\$589</b>	Chair		HZGC		52 lbs		40"H x 28"W x 30"D
<b>\$949</b>	48" Bench		HZGL48		87 lbs		40"H x 48"W x 30"D
<b>\$1,149</b>	60" Bench		HZGL60		127 lbs		40"H x 60"W x 30"D
<b>\$1,519</b>	Tête-à-Tête		HZGC-TT		142 lbs		39"H x 87"W x 37"D



## Garden Glider

<b>\$589</b>	Chair		GRGC		48 lbs		35"H x 28"W x 30"D
<b>\$799</b>	48" Bench		GRGL48		83 lbs		35"H x 48"W x 30"D
<b>\$1,039</b>	60" Bench		GRGL60		115 lbs		35"H x 60"W x 30"D
<b>\$1,519</b>	Tête-à-Tête		GRGC-TT		138 lbs		35"H x 87"W x 36"D



## Adirondack Glider

<b>\$649</b>	Chair		AGCLX		60 lbs		48"H x 33"W x 32"D
<b>\$669</b>	King Chair		AGCLXK		63 lbs		48"H x 33"W x 35"D
<b>\$939</b>	48" Bench		AGLX48		100 lbs		48"H x 54"W x 32"D
<b>\$1,659</b>	Tête-à-Tête		AGCLX-TT		156 lbs		48"H x 89"W x 36"D
<b>\$1,679</b>	King Tête-à-Tête		AGCLXK-TT		158 lbs		48"H x 89"W x 36"D







### Windsor Glider



<b>\$649</b>	<i>Chair</i>		WAGC		59 lbs		49"H x 33"W x 31"D
<b>\$669</b>	<i>King Chair</i>		WAGCK		61 lbs		49"H x 33"W x 34"D
<b>\$939</b>	<i>48" Bench</i>		WAGL48		101 lbs		50"H x 54"W x 32"D
<b>\$1,659</b>	<i>Tête-à-Tête</i>		WAGC-TT		152 lbs		49"H x 89"W x 35"D
<b>\$1,679</b>	<i>King Tête-à-Tête</i>		WAGCK-TT		160 lbs		49"H x 89"W x 38"D



### Gliding Ottoman



<b>\$329</b>	<i>Chair</i>		GLOT		27 lbs		14"H x 23"W x 20"D
<b>\$399</b>	<i>Bench</i>		DGLOT		38 lbs		14"H x 36"W x 20"D



### Set of 2 Locks for Glider



<b>\$39</b>	<i>Chair</i>		GCLOCK		27 lbs		14"H x 23"W x 20"D
<b>\$39</b>	<i>48" Bench</i>		GLLOCK48		38 lbs		14"H x 36"W x 20"D
<b>\$39</b>	<i>60" Bench</i>		GLLOCK60		38 lbs		14"H x 36"W x 20"D



### Glider Chair Tête-à-Tête Table



<b>\$389</b>	GCTTT		38 lbs		23"H x 50"W x 26"H
--------------	-------	--	--------	--	--------------------

All Tête-à-Têtes are available with or without a hole for an umbrella.

# Deep Seat





# Deep Seat

Cushions available in 5 Sunbrella® colors



Cushioned Chair with Classic Arm

**\$879** DSCCHAIR

60 lbs | 35"H x 31"W x 35"D  
*Includes cushions*



Cushioned Chair with Mission Arm

**\$989** DSCCHAIR-MS

60 lbs | 35"H x 31"W x 35"D  
*Includes cushions*



Cushioned Bench with Classic Arm

**\$1,649** DSCBENCH

104 lbs | 35"H x 55"W x 35"D  
*Includes cushions*



Cushioned Bench with Mission Arm

**\$1,759** DSCBENCH-MS

104 lbs | 35"H x 55"W x 35"D  
*Includes cushions*



Cushioned Couch with Classic Arm

**\$2,309** DSCCOUCH

148 lbs | 35"H x 81"W x 35"D  
*Includes cushions*




Cushioned Couch with Mission Arm

**\$2,419** DSCCOUCH-MS

148 lbs | 35"H x 81"W x 35"D  
*Includes cushions*

# Deep Seat Sectional



Customize your sectional:

1. Decide on your cornering preferences.
2. Determine how many seats you want.
3. Choose your arm style (Mission or Classic).
4. Choose your frame and cushion colors.



NEW

Corner Section

**\$1,099** DSCCORNER

68 lbs | 35"H x 26"W x 36"D  
*Includes cushions*



NEW

Standard Section

**\$879** DSCSECTION

50 lbs | 35"H x 25"W x 34"D  
*Includes cushions*



NEW

Classic Arm Set

**\$2,309** DSCCOUCH

148 lbs | 35"H x 81"W x 35"D  
*Includes 2*



NEW


Mission Arm Set

**\$2,419** DSCCOUCH-MS

148 lbs | 35"H x 81"W x 35"D  
*Includes 2*

# Tête-à-Têtes





# Tête-à-Têtes

Available with or without a hole for an umbrella.



## Horizon Tête-à-Tête

\$1,079	Dining	HZC-20-TT	104 lbs	39"H x 78"W x 35"D
\$1,079	Dining, wide	HZC-TT	109 lbs	39"H x 82"W x 35"D
\$1,099	Bar	BHZC-TT	114 lbs	52"H x 76"W x 36"D
\$1,099	Counter	CNHZC-TT	111 lbs	47"H x 76"W x 36"D



## Capri Tête-à-Tête

\$1,079	Dining	CRC-20-TT	101 lbs	37"H x 78"W x 35"D
\$1,079	Dining, wide	CRC-TT	105 lbs	37"H x 82"W x 35"D
\$1,099	Bar	BCRC-TT	110 lbs	50"H x 76"W x 36"D
\$1,099	Counter	CNCRC-TT	107 lbs	45"H x 76"W x 36"D



## Ad-Back Tête-à-Tête

\$1,079	Dining	AXC-20-TT	101 lbs	38"H x 78"W x 35"D
\$1,079	Dining, wide	AXC-TT	105 lbs	38"H x 82"W x 35"D
\$1,099	Bar	BAXC-TT	111 lbs	51"H x 76"W x 36"D
\$1,099	Counter	CNAXC-TT	107 lbs	47"H x 76"W x 36"D



## Mission Tête-à-Tête

\$1,199	Dining	MSC-20-TT	114 lbs	45"H x 83"W x 36"D
\$1,209	Dining, wide	MSC-TT	140 lbs	45"H x 87"W x 36"D
\$1,219	Dining, King	MSCK-TT	150 lbs	45"H x 88"W x 37"D





**Chippendale Tête-à-Tête**

<b>\$1,079</b>	<i>Dining</i>		CHC-20-TT		102 lbs		37"H x 78"W x 35"D
<b>\$1,079</b>	<i>Dining, wide</i>		CHC-TT		110 lbs		37"H x 82"W x 35"D
<b>\$1,099</b>	<i>Bar</i>		BCHC-TT		110 lbs		50"H x 76"W x 36"D
<b>\$1,099</b>	<i>Counter</i>		CNCHC-TT		108 lbs		45"H x 76"W x 36"D



**Emerson Tête-à-Tête**

<b>\$1,079</b>	<i>Dining</i>		EMC-20-TT		102 lbs		37"H x 78"W x 35"D
<b>\$1,079</b>	<i>Dining, wide</i>		EMC-TT		105 lbs		37"H x 82"W x 35"D
<b>\$1,099</b>	<i>Bar</i>		BEMC-TT		110 lbs		50"H x 76"W x 36"D
<b>\$1,099</b>	<i>Counter</i>		CNEMC-TT		108 lbs		45"H x 76"W x 36"D



**Garden Tête-à-Tête**

<b>\$1,079</b>	<i>Dining</i>		GRC-20-TT		102 lbs		34"H x 78"W x 35"D
<b>\$1,079</b>	<i>Dining, wide</i>		GRC-TT		104 lbs		34"H x 82"W x 35"D
<b>\$1,099</b>	<i>Bar</i>		BGRC-TT		111 lbs		47"H x 76"W x 36"D
<b>\$1,099</b>	<i>Counter</i>		CNGRC-TT		106 lbs		43"H x 76"W x 36"D



**Day Break Tête-à-Tête**

<b>\$1,079</b>	<i>Dining</i>		DBC-20-TT		101 lbs		37"H x 78"W x 35"D
<b>\$1,079</b>	<i>Dining, wide</i>		DBC-TT		102 lbs		37"H x 82"W x 35"D
<b>\$1,099</b>	<i>Bar</i>		BDBC-TT		108 lbs		50"H x 76"W x 36"D
<b>\$1,099</b>	<i>Counter</i>		CNDBC-TT		103 lbs		46"H x 76"W x 36"D



**Days End Tête-à-Tête**

<b>\$1,079</b>	<i>Dining</i>		JFKC-20-TT		110 lbs		46"H x 78"W x 35"D
<b>\$1,079</b>	<i>Dining, wide</i>		JFKC-TT		114 lbs		46"H x 82"W x 35"D

# Lounges, Rockers & Swings





# Rockers



Days End Rocker

<b>\$519</b>	<i>Flat Seat</i>	RJKFS	42 lbs	43"H x 29"W x 39"D
<b>\$549</b>	<i>Curved Seat</i>	RJKCS	44 lbs	43"H x 29"W x 35"D



Sand Creek Rocker

<b>\$549</b>	<i>Traditional</i>	RSBC	45 lbs	40"H x 30"W x 35"D
<b>\$579</b>	<i>King</i>	RSBCK	51 lbs	43"H x 33"W x 35"D



Windsor Cottage Rocker

<b>\$549</b>	<i>Traditional</i>	RWCC	45 lbs	41"H x 30"W x 35"D
<b>\$579</b>	<i>King</i>	RWACK	53 lbs	44"H x 33"W x 35"D



Adirondack Rocker

<b>\$549</b>	<i>Traditional</i>	RADLX	44 lbs	41"H x 30"W x 33"D
<b>\$579</b>	<i>King</i>	RADLXK	53 lbs	44"H x 33"W x 35"D



Mission Chair

<b>\$499</b>	<i>Traditional</i>	MSC-20	39 lbs	45"H x 26"W x 30"D
<b>\$509</b>	<i>Wide</i>	MSC	52 lbs	45"H x 33"W x 28"D
<b>\$549</b>	<i>King</i>	MSCK	59 lbs	45"H x 33"W x 31"D
<b>\$579</b>	<i>Rocking</i>	RMSC	53 lbs	42"H x 31"W x 33"D



## Lounges & Swings



Chaise Lounge

**\$689** CL

74 lbs | 38"H x 30"W x 78"D



Chaise Lounge with Wheels

**\$759** CLW

78 lbs | 41"H x 30"W x 78"D



Double Chaise Lounge with Wheels

**\$1,649** CLWD

133 lbs | 41"H x 55"W x 78"D



48" Garden Swing

**\$799** SWGR48

56 lbs | 21"H x 48"W x 27"D

9ft feet of chain included per connector



60" Garden Swing

**\$989** SWGR60

89 lbs | 21"H x 60"W x 27"D

9ft feet of chain included per connector



Towel Locker\*

**\$999** TL

151 lbs | 43"H x 41"W x 25"D

\*Not water tight



# Benches





# Benches

Our benches come in a variety of styles and sizes. Choose your back style and select your length; comfortably accommodating anywhere from 1-4 people on an ergonomic, curved seat. Any of our 60" benches are available with a drop-in table option. Perfect for an armrest, or your favorite book and beverage.



Standard



Counter

*\*Only available in 48"*



48"



60"

*Available with  
optional drop-in table*



72"





### Horizon Bench



<b>\$799</b>	48"   HZB48   75 lbs   40"H x 48"W x 28"D
<b>\$879</b>	48" Counter Height   CNHZB48 84 lbs   43"H x 48"W x 32"D
<b>\$999</b>	60"   HZB60   107 lbs   40"H x 60"W x 28"D
<b>\$1,069</b>	60" Drop-in Table   HZB60-DT 118 lbs   40"H x 60"W x 28"D
<b>\$1,069</b>	72"   HZB72   114 lbs   40"H x 72"W x 28"D



### Capri Bench



<b>\$769</b>	48"   CRB48   70 lbs   36"H x 48"W x 27"D
<b>\$839</b>	48" Counter Height   CNCRB48 83 lbs   42"H x 48"W x 32"D
<b>\$969</b>	60"   CRB60   89 lbs   36"H x 60"W x 27"D
<b>\$1,049</b>	60" Drop-in Table   CRB60-DT 108 lbs   36"H x 60"W x 27"D
<b>\$1,049</b>	72"   CRB72   99 lbs   36"H x 72"W x 27"D



### Garden Bench



<b>\$699</b>	48"   GRB48   71 lbs   36"H x 48"W x 26"D
<b>\$799</b>	48" Counter Height   CNGRB48 81 lbs   39"H x 48"W x 32"D
<b>\$899</b>	60"   GRB60   95 lbs   36"H x 60"W x 26"D
<b>\$999</b>	60" Drop-in Table   GRB60-DT 111 lbs   36"H x 60"W x 26"D
<b>\$999</b>	72"   GRB72   106 lbs   36"H x 72"W x 26"D



# Benches



Days End Bench

<b>\$809</b>	48"   JFKB48   72 lbs   47"H x 48"W x 28"D
<b>\$1,069</b>	72"   JFKB72   115 lbs   47"H x 72"W x 28"D



Mission Bench

<b>\$879</b>	48"   MSB48   80 lbs   45"H x 54"W x 28"D
<b>\$909</b>	King 48"   MSBK48   85 lbs   45"H x 54"W x 31"D





### Chippendale Bench



<b>\$769</b>	48"   CHB48   69 lbs   36"H x 48"W x 27"D
<b>\$839</b>	48" Counter Height   CNCHB48 82 lbs   41"H x 48"W x 32"D
<b>\$969</b>	60"   CHB60   89 lbs   36"H x 60"W x 27"D
<b>\$1,049</b>	60" Drop-in Table   CHB60-DT 108 lbs   36"H x 60"W x 27"D
<b>\$1,049</b>	72"   CHB72   99 lbs   36"H x 72"W x 27"D



### Emerson Bench



<b>\$769</b>	48"   EMB48   68 lbs   36"H x 48"W x 27"D
<b>\$839</b>	48" Counter Height   CNEMB48 82 lbs   41"H x 48"W x 32"D
<b>\$969</b>	60"   EMB60   90 lbs   36"H x 60"W x 27"D
<b>\$1,049</b>	60" Drop-in Table   EMB60-DT 106 lbs   36"H x 60"W x 27"D
<b>\$1,049</b>	72"   EMB72   96 lbs   36"H x 72"W x 27"D



### Day Break Bench

<b>\$769</b>	48"   DBB48   65 lbs   37"H x 48"W x 26"D
<b>\$839</b>	48" Counter Height   CNDBB48 81 lbs   41"H x 48"W x 32"D
<b>\$1,049</b>	72"   DBB72   100 lbs   37"H x 72"W x 26"D



# Benches

## Backless Bench with Flat Seat



<b>\$439</b>	36"   BB36F   35 lbs   18"H x 36"W x 20"D
<b>\$499</b>	48"   BB48F   43 lbs   18"H x 48"W x 20"D
<b>\$619</b>	48" <i>Counter Height</i>   CNBB48F 54 lbs   24"H x 48"W x 23"D
<b>\$619</b>	60"   BB60F   48 lbs   18"H x 60"W x 20"D
<b>\$739</b>	60" <i>Counter Height</i>   CNBB60F 69 lbs   24"H x 60"W x 23"D
<b>\$739</b>	72"   BB72F   71 lbs   18"H x 72"W x 20"D



## Backless Bench with Curved Seat



<b>\$439</b>	36"   BB36C   35 lbs   18"H x 36"W x 20"D
<b>\$499</b>	48"   BB48C   43 lbs   18"H x 48"W x 20"D
<b>\$619</b>	60"   BB60C   47 lbs   18"H x 60"W x 20"D
<b>\$739</b>	72"   BB72C   68 lbs   18"H x 72"W x 20"D



## Picnic Table Bench



<b>\$299</b>	34"   PTB34   20 lbs   17"H x 34"W x 12"D
<b>\$439</b>	59"   PTB59   38 lbs   17"H x 59"W x 12"D



## Farmhouse Bench



<b>\$599</b>	60"   FHB60   57 lbs   17"H x 17"W x 60"D
<b>\$709</b>	72"   FHB72   67 lbs   17"H x 17"W x 72"D



Leave a message that lasts a lifetime – have your By the Yard furniture engraved.

- 1 Select the piece of furniture: style, color(s) and size.  
Specify which board(s) will be engraved.
- 2 Compose your message, choose a font and letter style, or provide a logo in a digital format.\*

**Times New Roman | Arial | Comic Sans**

*Average number of characters for 72" bench is 52, 60" bench is 43, and 48" bench is 33 (include spaces in your count).*

- 3 Fill out an engraving request form online, or call 877.220.0448 for assistance.  
The final engraving form will be sent for your approval. Charges begin at \$125.

*\*Set up and/or graphic fees may also apply.*

We recommend Horizon and Garden styles.







# Garden



Portable Potting Bench

**\$1,299**    PPB

125 lbs | 65"H x 55"W x 23"D



60" Raised Garden

**\$1,299**    RG60

113 lbs | 36"H x 60"W x 23"D




Planter Stand

**\$519**    PLS

49 lbs | 34"H x 30"W x 12"D

Self-contained work bench includes a shelf to hang your tools, large flat working surface, a "dirt drawer" to mix your soil, and handles/wheels to move your supplies in and out of the garage for easy storage.



Garden Arbor

**\$1,199**    ARB

120 lbs | 108"H x 76"W x 26"D  
*Legs must be buried 18" for stability*



Elevated Planter Box

**\$699**    EPB

66 lbs | 36"H x 39"W x 27"D



Backless Planter Bench

**\$879**    BPLB

83 lbs | 18"H x 75"W x 24"D





30" Tapered Planter Box

\$439 TP30

45 lbs | 30"H x 20"W x 20"D



24" Tapered Planter Box

\$389 TP24

42 lbs | 24"H x 20"W x 20"D



18" Tapered Planter Box

\$299 TP18

30 lbs | 18"H x 20"W x 20"D



21" x 21" Planter Box

\$339 PX2121

42 lbs | 21"H x 21"W x 21"D



14" x 14" Planter Box

\$149 PX1414

12 lbs | 14"H x 14"W x 14"D



14" x 24" Planter Box

\$169 PX1424

21 lbs | 14"H x 24"W x 14"D

All planters are designed with drainage holes and built to stay outside all year. Great for Holiday decorations too; Christmas boughs, pumpkins and gourds, etc.



## Storage & Service





# Storage & Service

\*Not water tight



Patio Cart

**\$599**

PC

51 lbs | 36"H x 35"W x 19"D



32" Serving Table

**\$469**

SVT

43 lbs | 34"H x 32"W x 17"D



**NEW**

48" Serving Table

**\$799**

SVT48

92 lbs | 34"H x 48"W x 23"D



Portable Bar\*

**\$1,989**

PBAR-D

163 lbs | 43"H x 53"W x 26"D



Portable Kitchen Cart\*

**\$1,999**

PKC

148 lbs | 37"H x 46"W x 28"D



Towel Locker\*

**\$999**

TL

151 lbs | 43"H x 41"W x 25"D



**NEW**

72" Storage Box at 38" High

**\$2,299**

STG72

199 lbs | 38"H x 25"W x 72"D



**NEW**

56" Storage Box at 38" High

**\$2,199**

STG56

152 lbs | 38"H x 25"W x 56"D



**NEW**

56" Storage Box at 18" High

**\$2,199**

STG56

152 lbs | 18"H x 25"W x 56"D



Utility Box\*

**\$479**    UTB

45 lbs | 31"H x 23"W x 14"D



Trash Receptacle\*

**\$769**    TREC

84 lbs | 43"H x 25"W x 25"D



Narrow Trash Receptacle\*  
Large Door Access

**\$569**    NTREC-LD

69 lbs | 44"H x 15"W x 26"D



Narrow Trash Receptacle\*  
Small Door Access

**\$569**    NTREC-SD

69 lbs | 44"H x 15"W x 26"D

*\*Not water tight*



# Accessories



Accent Table

**\$219**

*Standard* | ACT | 19 lbs  
23"H x 18"W x 14"D

**\$289**

*Counter* | CNACT | 25 lbs  
24"H x 60"W x 23"D

**\$309**

*Bar* | BACT | 26 lbs  
30"H x 17"W x 20"D



Traditional Side Table

**\$219**

TST

20 lbs | 20"H x 22"W x 20"D



Folding Side Table

**\$219**

FST

19 lbs | 25"H x 20"W x 14"D



Heritage Side Table

**\$279**

HST

20 lbs | 20"H x 22"W x 20"D



Heritage Coffee Table

**\$459**

HCT

41 lbs | 18"H x 29"W x 29"D



Folding Heritage Side Table

**\$259**

FHST

21 lbs | 20"H x 22"W x 20"D



32" Coffee Table

\$349

CT32

20 lbs | 14"H x 32"W x 17"D



Prairie Coffee Table

\$369

PCT

21 lbs | 14"H x 36"W x 18"D



Prairie End Table

\$219

PET

13 lbs | 18"H x 18"W x 18"D



20" Round End Table

\$219

RET

15 lbs | 20"H x 20"dia



38" Round Framed

\$529

RFCT38

57 lbs | 18"H x 38"dia



Cambridge Side Table

\$259

CST

20 lbs | 20"H x 20"W x 20"D



Cambridge Coffee Table

\$459

CCT

42 lbs | 18"H x 28"W x 28"D



Game Coffee Table

\$569

GCT-CB

48 lbs | 18"H x 28"W x 28"D



# Accessories



Mission End Table

**\$339** MSET

30 lbs | 24"H x 20"W x 20"D



Mission Coffee Table

**\$479** MSCT

42 lbs | 18"H x 40"W x 20"D



Mission Foot Stool

**\$199** MSFS

14 lbs | 13"H x 18"W x 14"D



16" Foot Stool

**\$129** FS

6 lbs | 14"H x 16"W x 16"D



Utility Stool

**\$219** US

19 lbs | 19"H x 21"W x 13"D



Step Stool

**\$119** SS8

6 lbs | 8"H x 14"W x 10"D





Dream spaces start here.

Need a little help planning the outdoor space you have always dreamed of? The Yardscape Deck & Patio Planner lets you easily configure, save and share your layouts. With our 2D planner, you can choose just the right furniture for your space and explore multiple options. Visit our site and get started now.



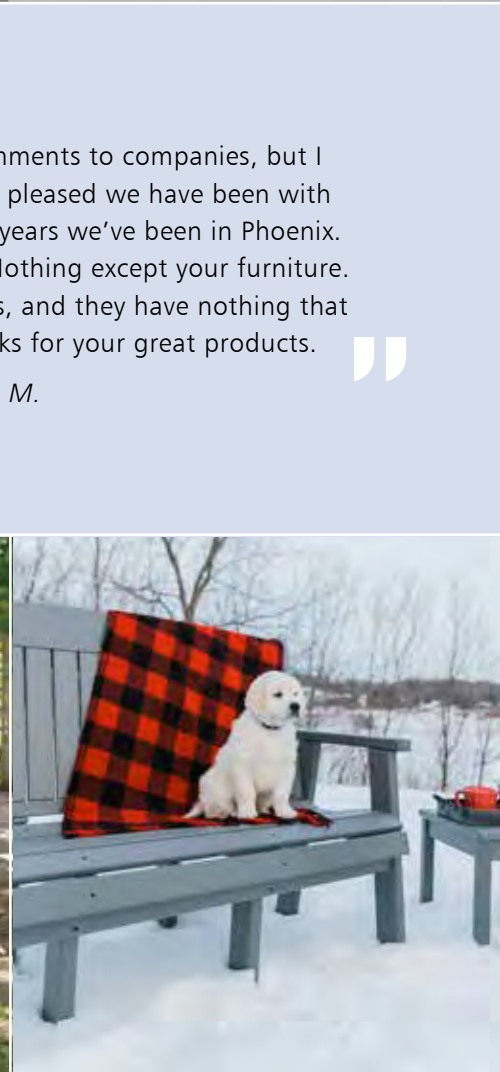
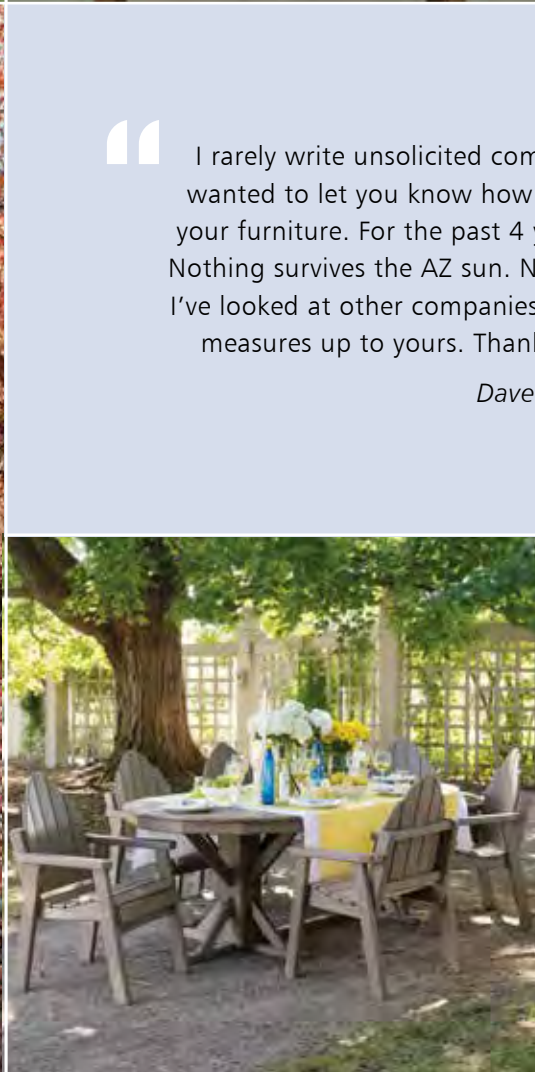
QR Code

Find our latest products online.

We've added even more to our collection! Visit our site to shop our newest styles for 2024.



# Made for All Seasons



“ I rarely write unsolicited comments to companies, but I wanted to let you know how pleased we have been with your furniture. For the past 4 years we've been in Phoenix. Nothing survives the AZ sun. Nothing except your furniture. I've looked at other companies, and they have nothing that measures up to yours. Thanks for your great products. ”

*Dave M.*



# Limited 35-year Warranty

By The Yard was founded on the idea of building exceptionally durable, timeless outdoor furniture out of recycled plastic. When something is going to be around for a long time, it needs to be right. That's why we make our furniture to the highest of quality standards and pay attention to the little things that make it structurally sound and exceptionally comfortable. We believe in our product and stand behind our warranty. Once you purchase from By The Yard, you become a valued member of our family!

## Limited 35-year Residential Warranty on our Materials and Workmanship

By the Yard is committed to producing high quality furniture and will warrant its products to the original purchaser for 35 years from the original date of invoice. That means that you can count on our furniture not decaying, rotting, cracking, or splintering and that you will never need to paint, stain or seal your furniture.

## General Warranty Conditions & Exclusions

By the Yard products are made with UV stabilizers to minimize fading; however, upon prolonged exposure to the sun all colors may fade to some degree. It is also possible that the Xylan coated stainless steel hardware, swivel mechanisms, and flex mechanisms can show some rust over time in certain climates. While this is not ideal, it will not affect the integrity or the strength of the hardware.

See [www.bytheyard.net](http://www.bytheyard.net) for full warranty, terms and conditions.

## Eco-Friendly Cleaning Tips

At By the Yard we clean our furniture by simply using soap and water on a regular basis...and we recommend that you do the same. A pressure washer at a low psi can be used if necessary (especially on white furniture) but be very careful not to get closer than 24 inches! Any non-abrasive cleaner can also be used, including bleach to sanitize or disinfect.





10901 S. 14th St.  
 Roca, NE 68430  
 402-420-1477

PRSRT STD  
 U.S. Postage  
**PAID**  
 Twin Cities, MN  
 Permit No. 3844

*Summer is a state of mind.*



OUTDOOR SOLUTIONS | SPRING 2024

Minimal assembly required on most items delivered outside of local delivery areas. All orders will ship F.O.B. factory unless otherwise noted and returns may be subject to a restocking charge. The prices in this catalog are based on current raw material costs and are subject to change without notice. All photos, illustrations, colors, dimensions & specifications are based on latest product information. Outdoor Solutions reserves the right to change or modify any product offering or specification at any time without notification. Any variation to color may be due to the printing process. All products are subject to availability.

